



## The Road to College:

Rigor, Readiness, and Retention

# The Mission of AVID



***AVID's mission is to close the achievement gap by preparing all students for college readiness and success in a global society.***

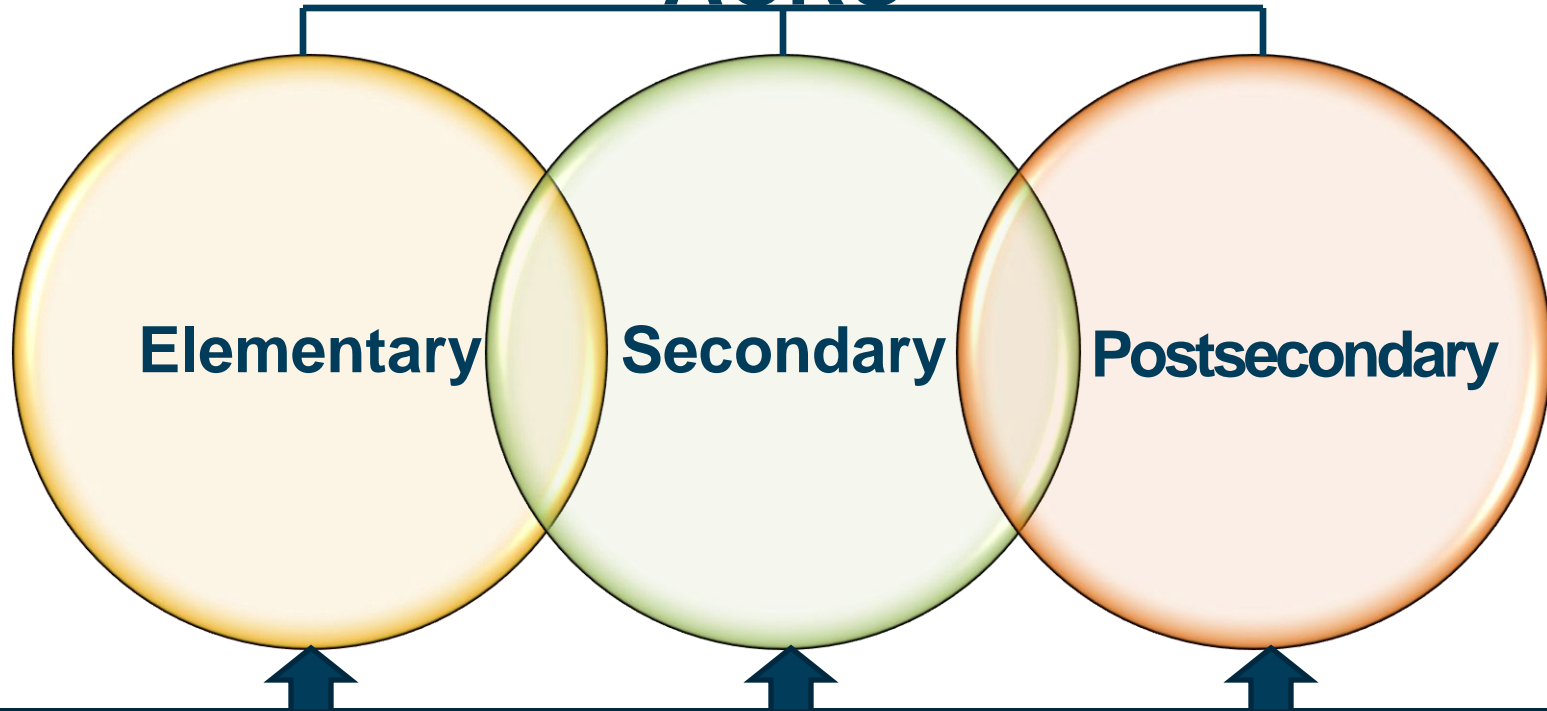
# What is AVID?

- A structured, college preparatory system working directly with schools and districts
- A direct support structure for first-generation college goers, grades 4-16
- A schoolwide approach to curriculum and rigor adopted by more than 4,500 schools in 47 states and 16 countries
- A professional development program providing training throughout the world

# The AVID College Readiness System



## ACRS



### AVID's Mission

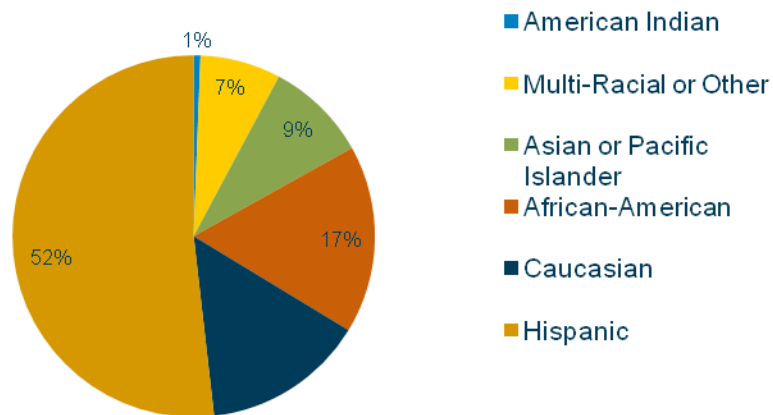
*AVID's mission is to close the achievement gap by preparing **all** students for college readiness and success in a global society.*

# AVID Student Demographics

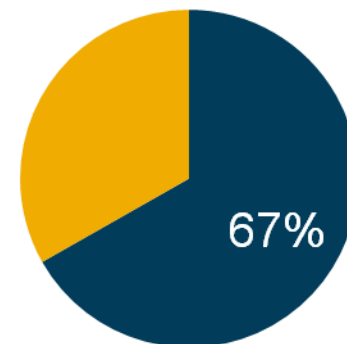
## Senior Class 2010



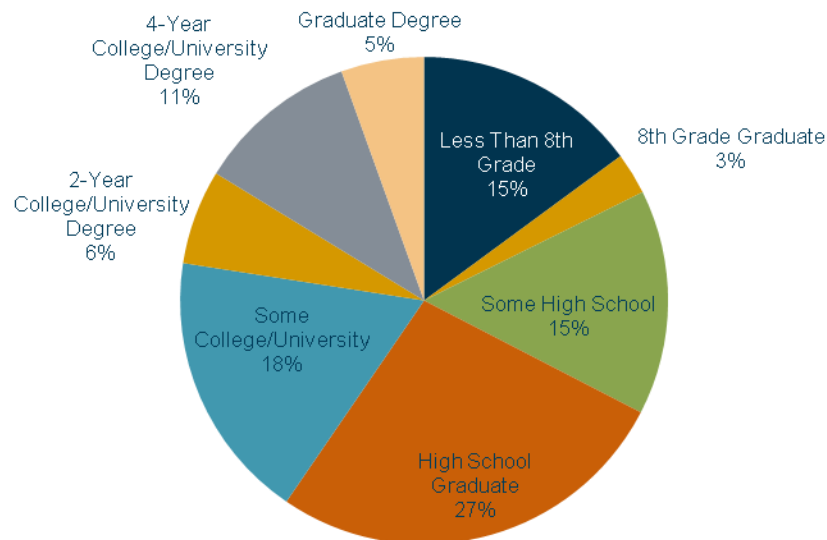
### Ethnicity



### Free or Reduced-Price Lunch Eligible



### Parent's Highest Level of Education



# The AVID Elective Student Profile

## Students With Academic Potential

- Average to high test scores
- 2.0-3.5 GPA
- College potential with support
- Desire and determination

## Meets One or More of the Following Criteria

- First to attend college
- Historically underserved in four-year colleges
- Low income
- Special circumstances

# The 11 Essentials

What is necessary for successful implementation:

1. AVID student selection
2. Voluntary participation
3. AVID elective class offered during the school day
4. Rigorous course of study
5. Strong, relevant writing and reading curriculum

## The 11 Essentials (continued)

6. Inquiry to promote critical thinking
7. Collaboration as a basis of instruction
8. Trained tutors
9. Data collection and analysis
10. District and school commitment
11. Active interdisciplinary site team



## Writing

- Writing Process: Prewrite through Final Draft
- Respond, Revise
- Edit, Final Draft
- Class and Textbook Cornell Notes
- Quickwrites
- Learning Logs and Journals

## Inquiry

- Skilled Questioning
- Socratic Seminars
- Quickwrites/Discussions
- Critical Thinking Activities
- Writing Questions
- Open-Minded Activities

## Collaboration

- Group Projects
- Study Groups
- Jigsaw Activities
- Read-Arounds
- Response/Edit/Revision Groups
- Collaboration Activities
- Tutorial

## Reading

- SQ5R (Survey, Question, Read, Record, Recite, Review, Reflect)
- KWL (What I Know; What to Learn; Learned)
- Reciprocal Teaching
- “Think-alouds”
- Text Structure
- Critical Reading

# A Sample Week in the AVID Elective

## Daily or Block Schedule

Monday	Tuesday	Wednesday	Thursday	Friday
AVID Curriculum	Tutorials	AVID Curriculum	Tutorials	Binder Evaluation Field Trips Media Center Speakers Motivational Activities (within block)
Combination for Block Schedule		Combination for block schedule		

### AVID Curriculum Includes:

- Writing Curriculum
- College and Careers
- Strategies for Success
- Critical Reading

### AVID Tutorials Include:

- Collaborative Study Groups
- Writing Groups
- Socratic Seminars

# What is Academic Rigor?

Rigor is the goal of helping students develop the capacity to understand content that is complex, ambiguous, provocative, and personally or emotionally challenging.

Taking rigorous courses opens doors!

*Source: Teaching What Matters Most; Standards and Strategies for Raising Student Achievement by Strong, Silver and Perini, ASCD, 2001.*

# Meeting the Challenge

To help all students do rigorous work and meet or exceed high standards in each content area, we must help students:

- Develop as readers and writers
- Develop deep content knowledge
- Know content specific strategies for reading, writing, thinking and talking
- Develop habits, skills, and behaviors to use knowledge and skills



# AVID: 30 Years of Success

Over 30 years, AVID has become one of the most successful college-preparatory programs for low-income, underserved students, and today reaches more than 400,000 students in approximately 4,500 schools in 47 states and 16 other countries/territories.

*Since 1990, more than 85,500 AVID students have graduated from high school and planned to attend college.*



# Why AVID Works

- Places AVID students in rigorous curriculum and gives them the support to achieve
- Provides the explicit “hidden curriculum” of schools
- Provides a team of students for positive peer identification, and
- Redefines the teacher’s role as that of student advocate.

# AVID Graduates



- 91.3 percent plan to enroll in a college or university
  - 58.3 percent plan to enroll in a four-year university
  - 33.0% percent to enroll in a two-year college

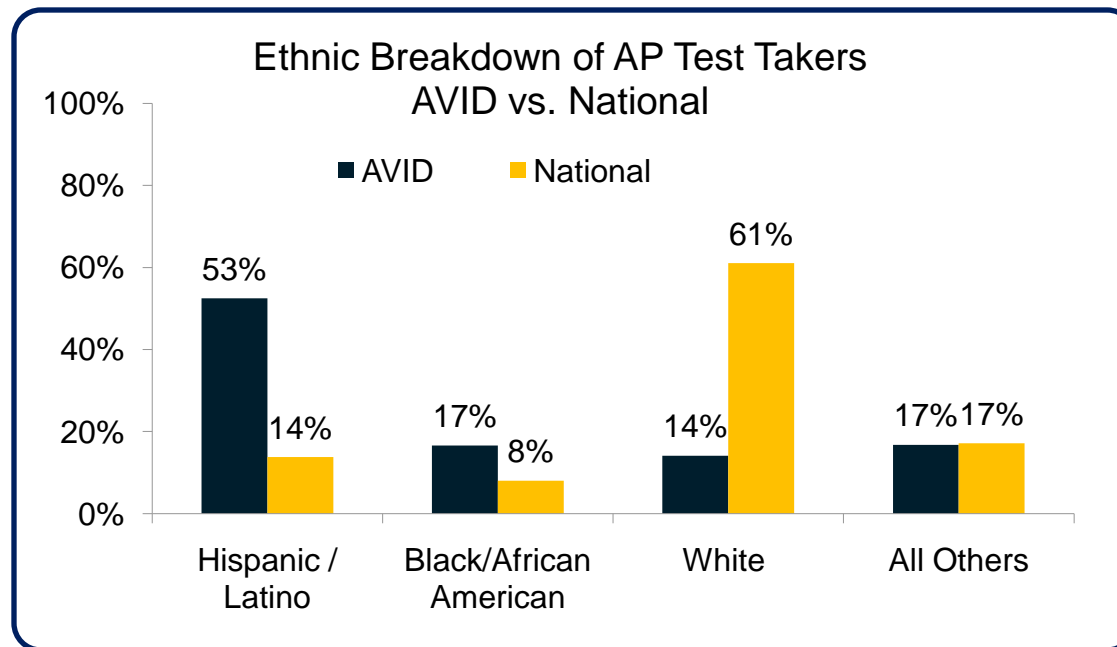
**Source:** AVID Center Senior Data Collection System, 2009-2010

Percentages have been rounded to the nearest whole percent

# Ethnic Breakdown of AP<sup>®</sup> Test-takers AVID vs. National



Opening access to Advanced Placement courses for all students, regardless of ethnicity or economic background, is essential to leveling the academic playing field. AVID students, who take many AP tests every year, show greater ethnic diversity than AP test-takers do overall. The proportion of Latinos taking AP exams is over four times higher among AVID students than among U.S. students overall.



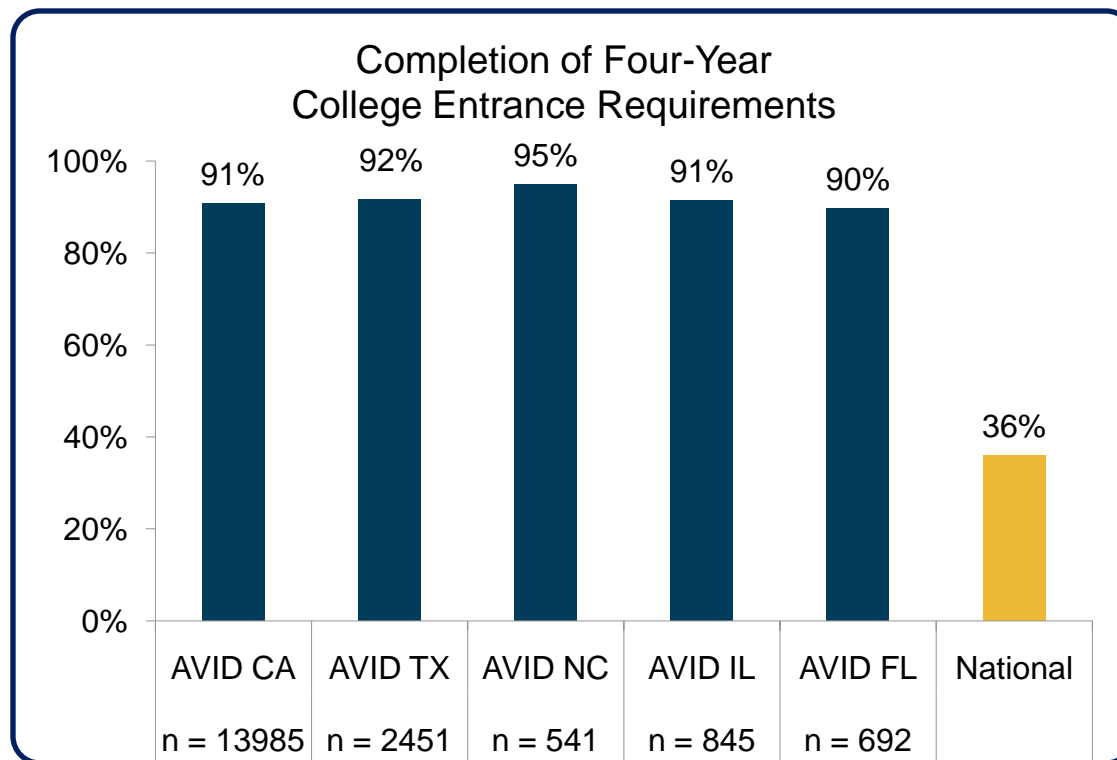
AVID Center. AVID Senior Data Collection 2009-2010, Seniors Taking AP Exams. n = 21,312

College Board. AP Exams National Summary Report. n = 587,765  
[http://www.collegeboard.com/student/testing/ap/exgrd\\_sum/2009.html](http://www.collegeboard.com/student/testing/ap/exgrd_sum/2009.html)

# Completion of Four-Year College Entrance Requirements



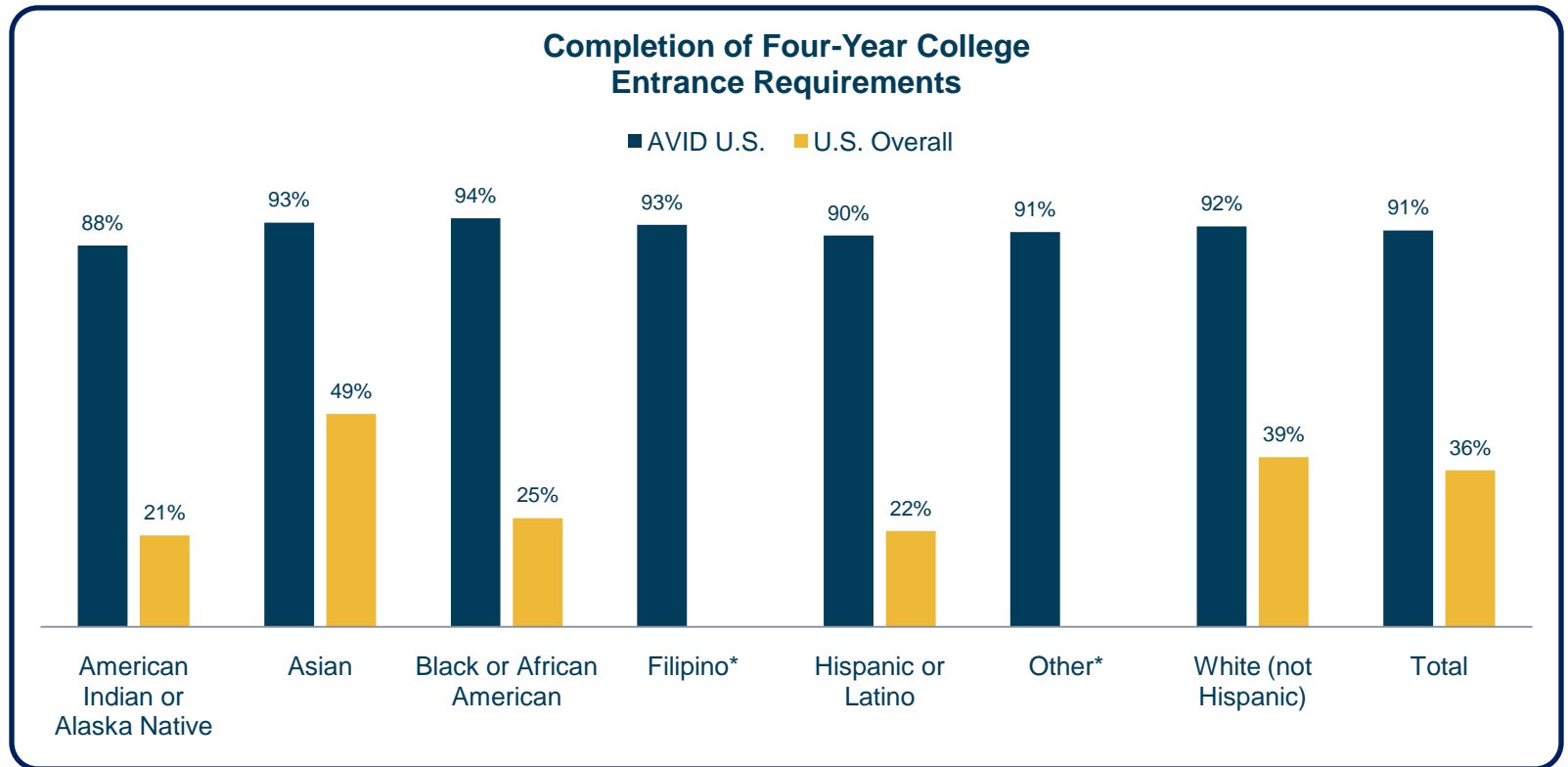
AVID students complete university entrance requirements at a much higher rate than their non-AVID peers.



AVID Center. AVID Senior Data Collection 2009-2010.

Manhattan Institute, Education Working Paper 3. 2003. Greene, J.P., Forster, G. "Public High School Graduation and College Readiness Rates in the U.S." (The most recent national data available.)

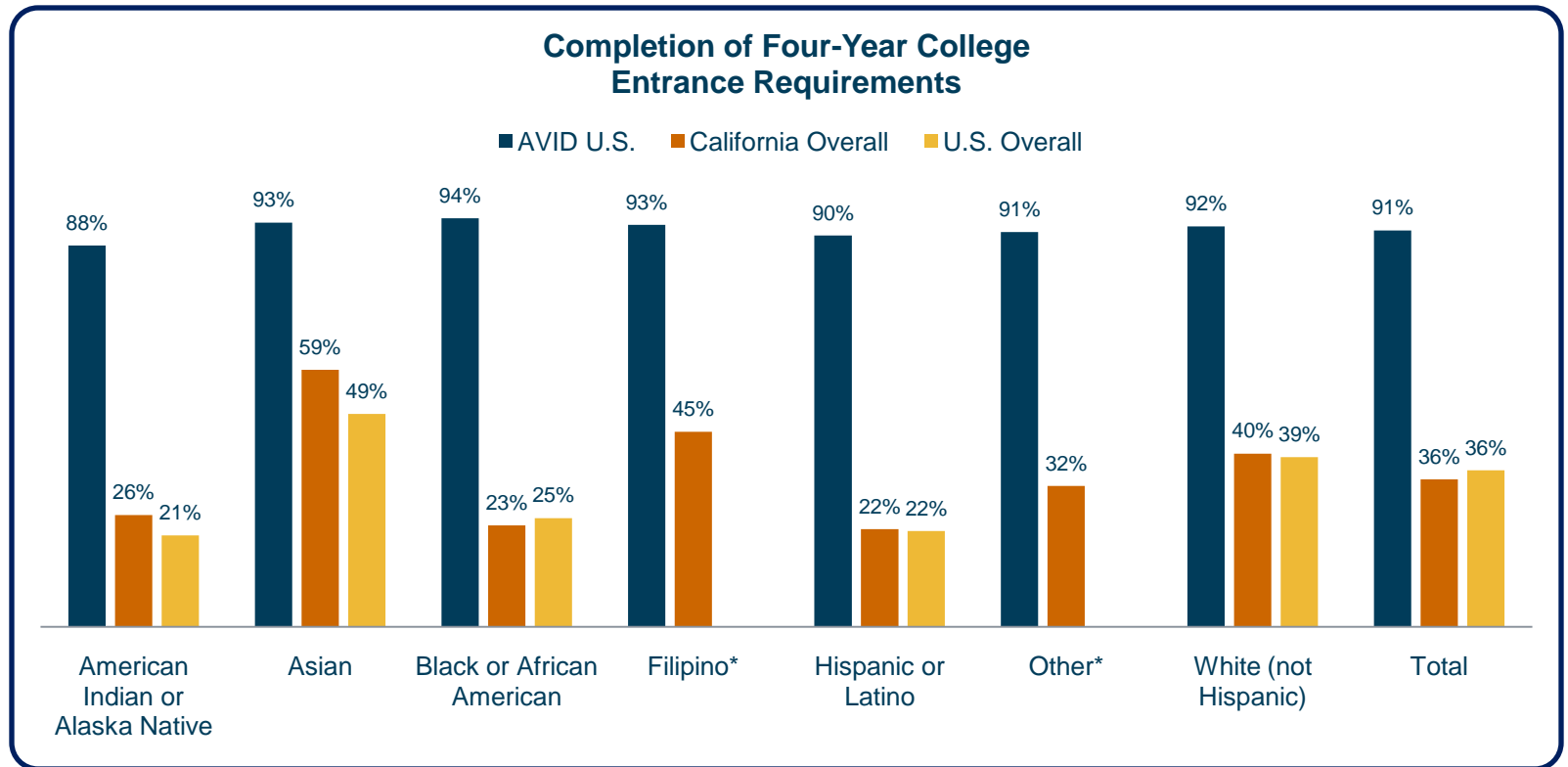
# AVID Closes the Achievement Gap for ALL Students



AVID Center. AVID Senior Data Collection. Study of 22,210 AVID Seniors, [Electronic Database]. (2009 - 2010).

Manhattan Institute, Education Working Paper 3. 2003. Greene, J.P., Forster, G. "Public High School Graduation and College Readiness Rates in the U.S." (The most recent national data available.) \*Filipino and Other not classified in Manhattan Institute study.

# AVID Closes the Achievement Gap for ALL Students



AVID Center. AVID Senior Data Collection. Study of 22,210 AVID Seniors, [Electronic Database]. (2009 - 2010).

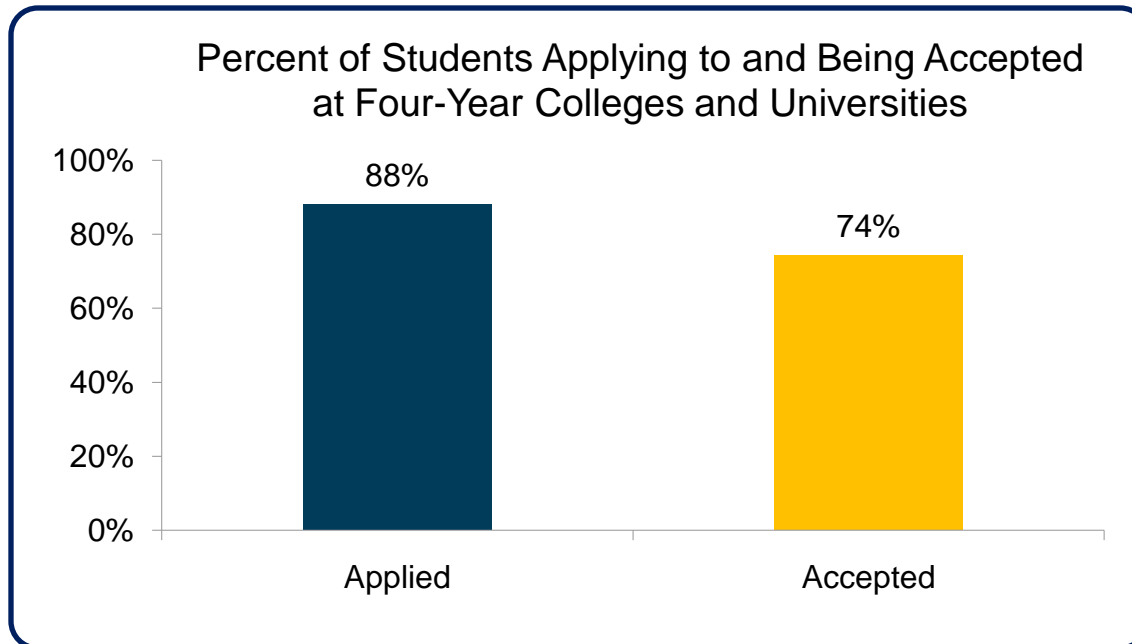
California Department of Education. Dataquest. 12th Grade Graduates Completing all Courses Required for U.C. and/or C.S.U. Entrance Requirements, 2008. n = 376,393

Manhattan Institute, Education Working Paper 3. 2003. Greene, J.P., Forster, G. "Public High School Graduation and College Readiness Rates in the U.S." (The most recent national data available.) \*Filipino and Other not classified in Manhattan Institute study.

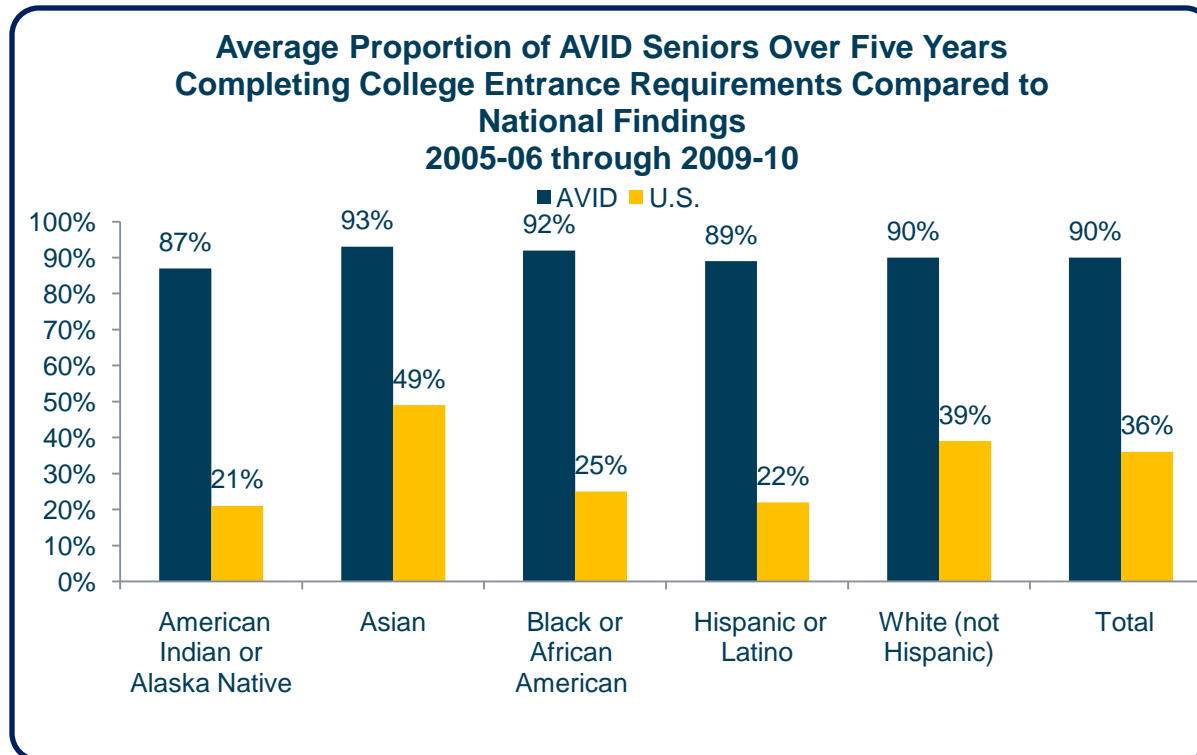
# Percent of Students Applying and Getting Accepted to Four-Year Colleges



One of the most impressive and consistent indicators of AVID's success is the rate at which it sends students to four-year colleges. Seventy-four percent of 2009 AVID graduates were accepted to a four-year college.



# Proportion of AVID Seniors Completing College Entrance Requirements



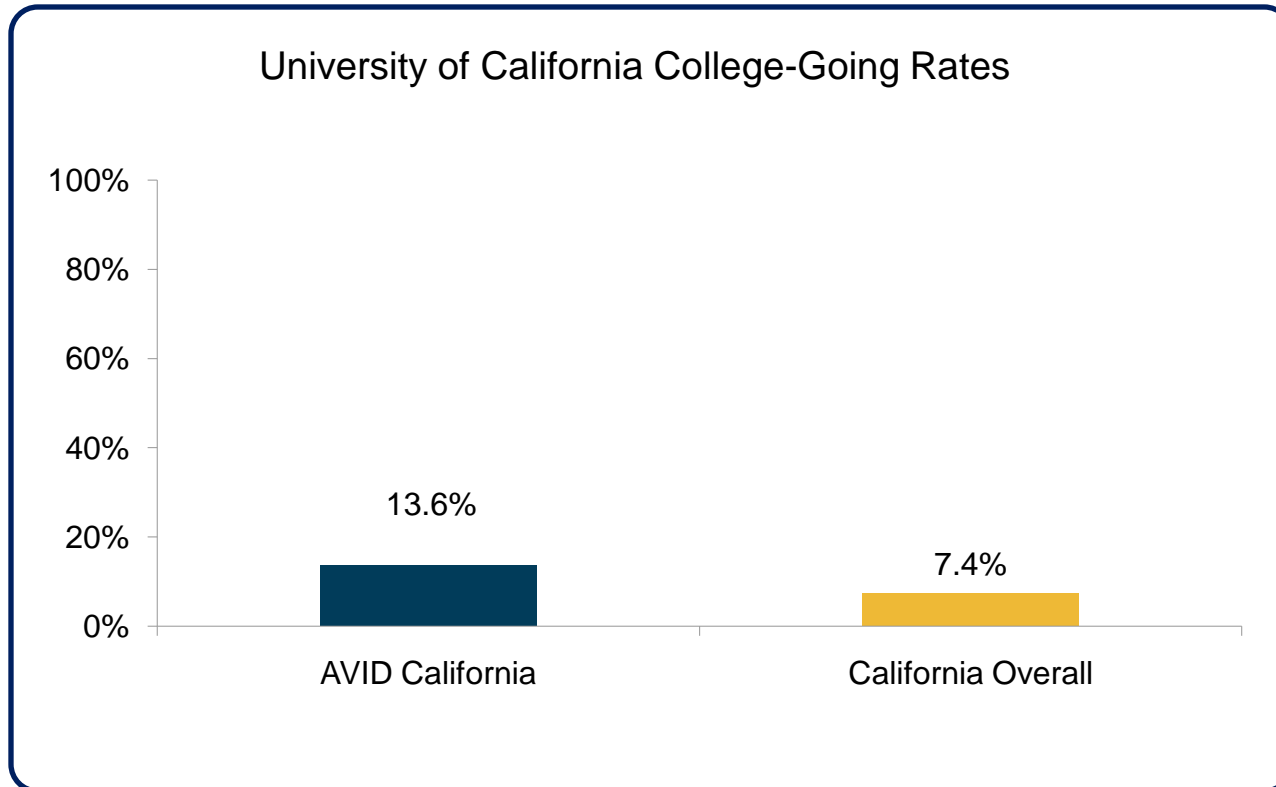
AVID Center. Senior Data Collection System, 2006 – 2010. n=75,081.

Manhattan Institute, Education Working Paper 3. 2003. Greene, J.P., Forster, G. "Public High School Graduation and College Readiness Rates in the U.S." (The most recent national data available.)

Percentages have been rounded to the nearest whole percent.



# Percent of Students Applying and Getting Accepted to University of California System

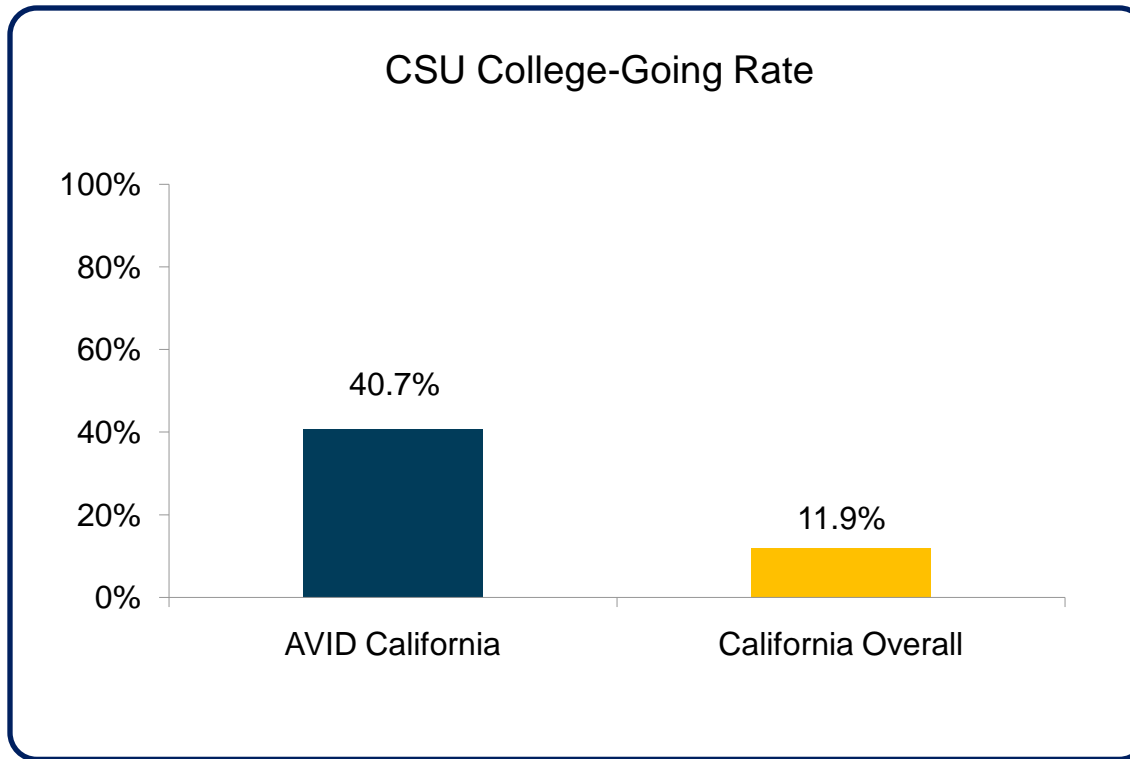


AVID Center. AVID Senior Data Collection, CA Seniors, 2009-2010. n = 13,985

California Post-Secondary Education System (CPEC). Enrollment of First-Time Freshmen age 19 and under in Public Institutions For 2008. Aggregated by Higher Education System Where High School County is All Known School Type is Any Public School Including Total of Public High School Graduates. n = 375,973

<http://www.cpec.ca.gov/OnLineData/SelectFinalOptions.asp>

# Percent of Students Applying and Getting Accepted to California State University System

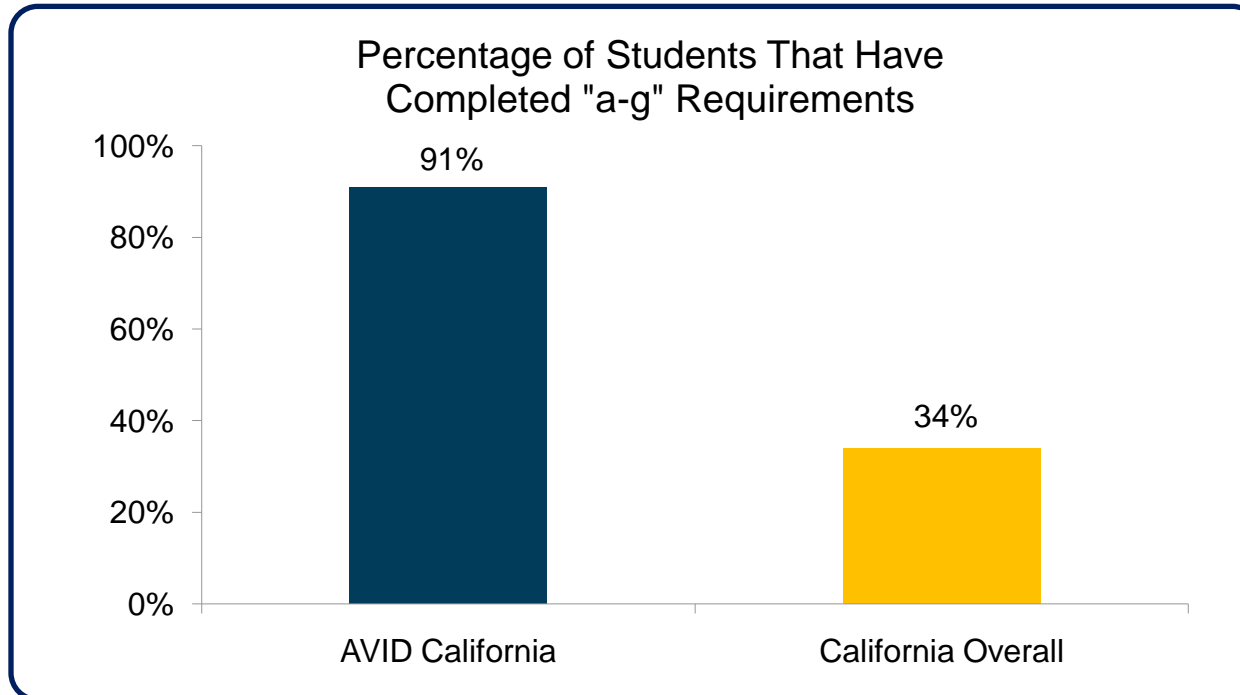


AVID Center. AVID Senior Data Collection, CA Seniors, 2009-2010. n = 13,985

California Post-Secondary Education System (CPEC). Enrollment of First-Time Freshmen age 19 and under in Public Institutions For 2008. Aggregated by Higher Education System Where High School County is All Known School Type is Any Public School Including Total of Public High School Graduates. n = 375,973

<http://www.cpec.ca.gov/OnLineData/SelectFinalOptions.asp>

# Percent of Students Completing the California "a-g" Requirements

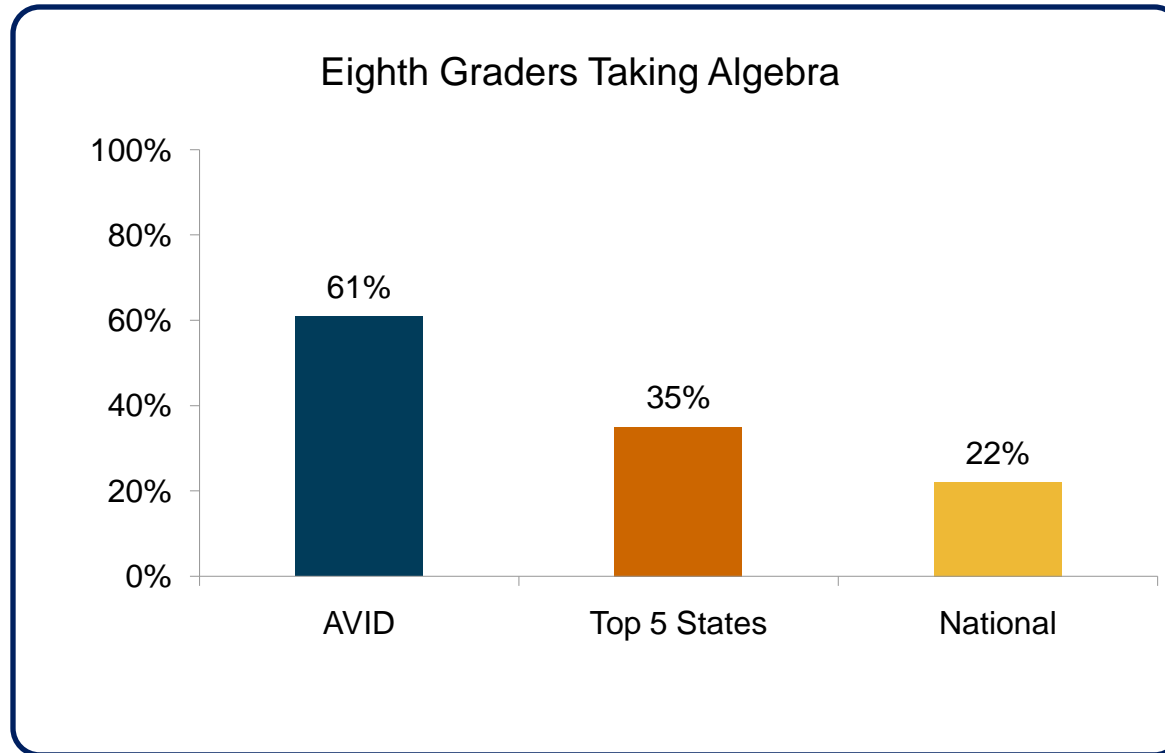


AVID Center. AVID Senior Data Collection, CA Seniors, 2009-2010. n = 13,985

California Post-Secondary Education System (CPEC). Enrollment of First-Time Freshmen age 19 and under in Public Institutions For 2008. Aggregated by Higher Education System Where High School County is All Known School Type is Any Public School Including Total of Public High School Graduates. n = 375,973

<http://www.cpec.ca.gov/OnLineData/SelectFinalOptions.asp>

# Percent of Eighth Grade Students Taking Algebra



AVID Center. AVID General Data Collection 2009-2010. AVID Eight Graders. n = 60,841

The Education Trust. EdWatch State Reports, 2006. <http://www2.edtrust.org/edtrust/summaries2006/states.html>

# Contact information



**YOUR NAME GOES HERE**

**Address**

**Address**

**Phone (000) 000-0000**

**name@avidcenter.org**

**[www.avid.org](http://www.avid.org)**